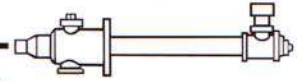


PERFORMANCE

1" WATER METER		1" ALLEVIATOR
G.P.M.	P.S.I.	P.S.I.
6.0	0.28	0.14
10.0	0.55	0.35
13.0	0.95	0.60
16.0	1.4	0.89
19.0	2.0	1.30
22.0	2.7	1.68
25.0	3.6	2.13
31.0	5.7	3.22
37.0	8.2	4.44
45.0	12.1	6.58
50.0	15.0	8.08

ALLEVIATOR[®]

The Irrigation Shut off Valve.




Brought to you by Pappas Products, Inc.

3/4" Diameter



1" Diameter



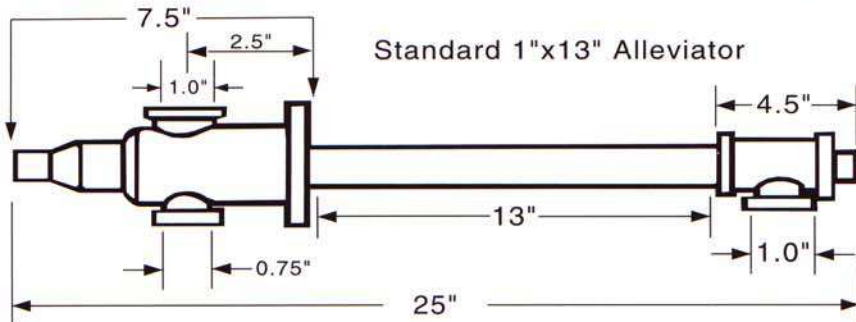
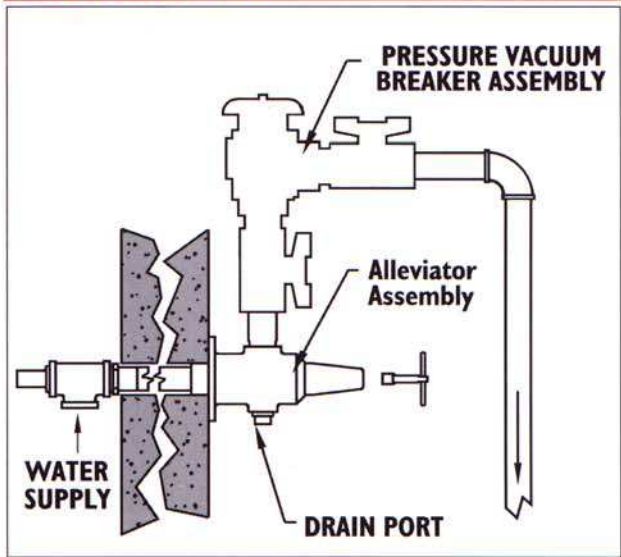
1-1/4" Diameter



1-1/2" Diameter



INSTALLATION



A through-wall installation is recommended in most cases. Allow for a 23" clearance for maintenance, testing and accessibility. The Alleviator should be located and installed in such a way where discharge will not be objectionable or cause a safety issue.



PAPPAS PRODUCTS, Inc.

83 Alexander Road, Unit-1
 Billerica, MA 01821
 1-877-834-9119